

ADDENDUM NO. 1

Project: ITB #26-19: Water Station 1 – Wellhouses 3B & 5B

Date: May 12, 2026

This Addendum shall become as fully a part of the above-named project Scope of Work, specifications, deliverables, minimum requirements or qualifications, drawings, and other requirements as if therein written and shall take full and complete charge over anything therein written contained to the contrary. Each bidder shall be responsible for reading this Addendum to ascertain to what extent and in what manner it affects the work to be performed.

THIS ADDENDUM DOES NOT CHANGE THE DUE DATE FOR BIDS:

QUESTIONS & ANSWERS:

Q1: How deep are the wells drilled?

A1: The well sections are shown on Drawing M05, Sheet 39. Well 3B & 5B full depths are respectively 262 and 280 feet, below ground surface (bgs).

Q2: Who drilled the wells?

A2: Holt Services in late 2024. They also abandoned the two older wells.

Q3: Why were the wells abandoned?

A3: Wells 3 and 5 were older wells with perforated casing that has a high risk of failure resulting in a collapsed well.

Q4: Can the City provide as-builts?

A4: The attached site map(s) provided as a reference only for planning purposes.

Q5: I do not see any specifications for medium voltage cable, transformers, elbows, accessories. Are these items to meet Clark Public Utilities standard specifications?

A5: Medium voltage cable, transformer, elbow, and accessories are to meet Clark Public Utilities standards. Division 16.05 Common Work for Electrical, Codes and Standards list other references NEC, State of Washington that should be considered.

Q6: Is there a detail or specified vault with lid for PMH-1C-B?

A6: Handholes and pull boxes are specified in Section 16.10.3. Per Section 16.10.3, handholes and pull boxes shall be Oldcastle or approved equal and sized per NEC or to provide 12 inches by 24 inches by 18 inches deep, whichever is greater.

Q7: There is a detail that specifies outdoor transformers to be epoxy cast coil type. It appears that existing transformers onsite are liquid filled. Please confirm if these transformers in fact need to be epoxy cast coil.

A7: Provide epoxy cast coil type transformers per the plans and specifications. The new transformers, TX-03B and TX-05B, will be set in close proximity to each new pumphouse as shown on the conduit routing and building site plans.

Q8: Do medium voltage cables need to terminate in vault PMH-1A or do they pass through?

A8: Medium voltage cables are to pass through PMH-1A. See Drawing E19 Cable and Conduit Schedule for details.

Q9: Cable schedule calls for 2x multimode fo + 12 fiber cable W/ innerduct. Is this a 2 conductor and a 12 conductor cable or (2) 12 conductor cables?

A9: The Multimode fiber cables to be provided would have two (2) 12-strand cables.

Q10: Are ethernet switches provided by owner and will these need ST connectors?

A10: Ethernet switches are provided within the owner-furnished control panels. The contractor will make the necessary connections to make a complete & functioning system. The City standard connectors are 50/125 OM3 cable with LC connectors.

Q11: Please specify who is responsible for providing the Control Panels W03B-CP001 and W05B-CP001.

A11: The City of Vancouver contracted with Prairie Electric to fabricate the Well Control Panels. The panels will be delivered to Water Station 1 in June 2026. The panels will be available for the construction contractor to mount at the new pumphouses.

Q12: Please specify and list the responsibilities/material provisions of the System Integrator.

A12: The City has contracted with Jacobs Engineering to integrate the newly provided equipment into the City's Supervisory Control & Data Acquisition (SCADA) system. The construction contractor requirements are detailed under Division 17 – Automatic Control. The equipment provided will have been connected, commissioned and documented by the contractor's team. The City's integration team will provide on-site integration after the Functional Acceptance Test (FAT) has been completed by the contractor's team.


Q13: Proposed Substitution request for materials within Specification, Division 16, Electrical.

A13: Lighting materials submittals will be evaluated under Division 16.85 – Lighting. Drawing E18 Lighting Schedules listed the fixtures and controls to be installed.

Q14: Proposed Substitution Taylor Metal Products 16" 24 Gauge Versa Span

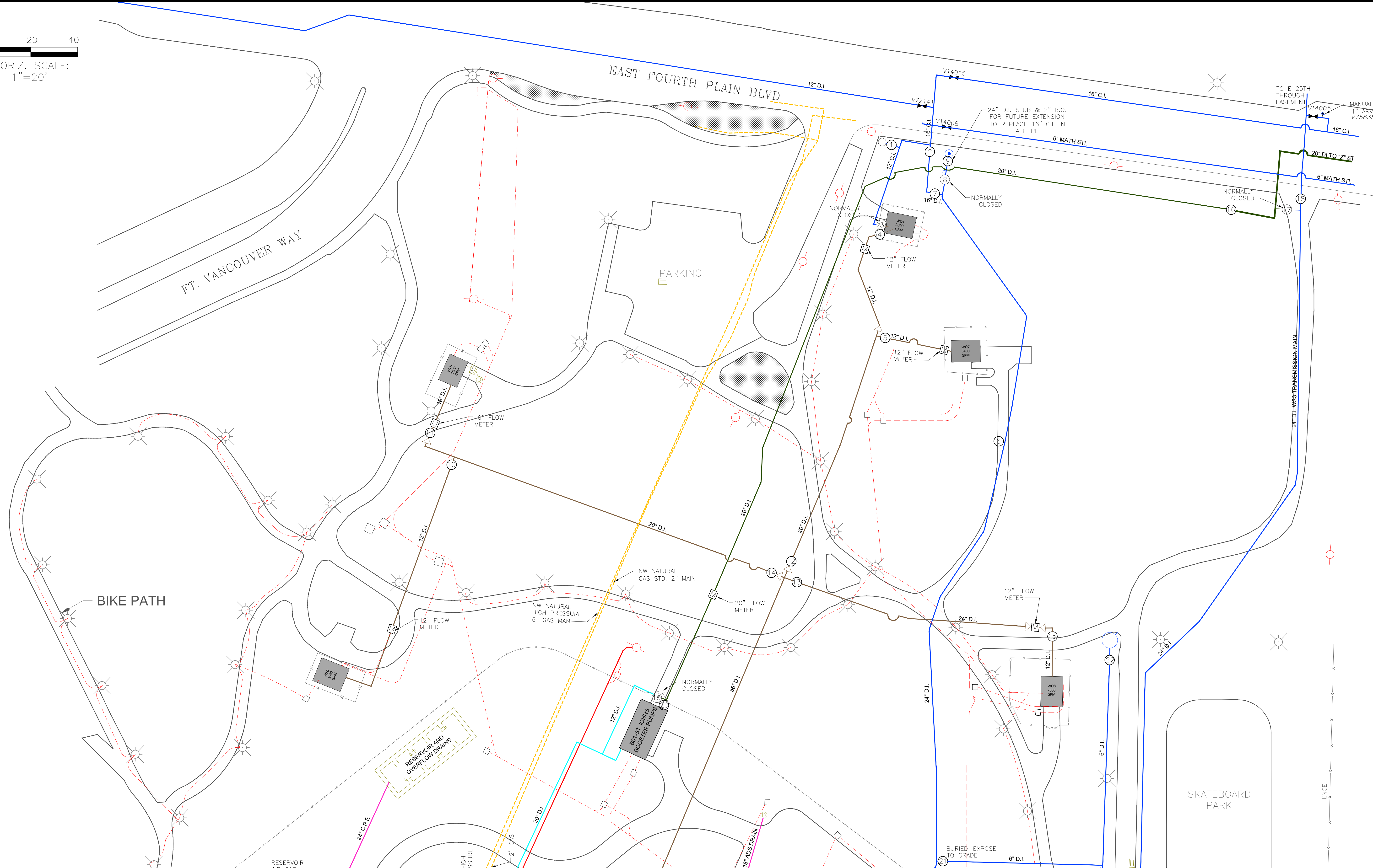
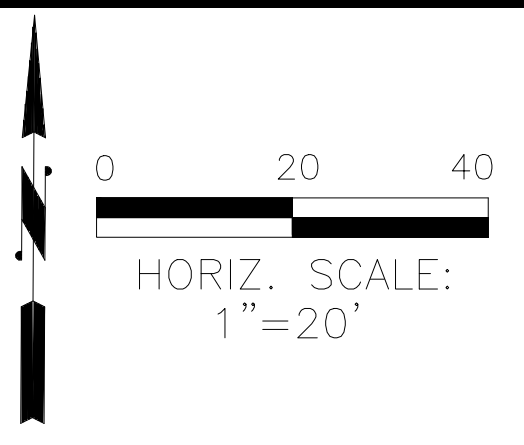
A14: Metal Roofing submittals will be evaluated under Division 7 – Thermal and Moisture Protection. The metal roofing system evaluation covers warranty (7.05 Common Work...); common materials (7.61 Sheet Metal Roofing) & roof panels (7.61.13 Standing Seam Sheet Metal Roofing).

APPROVALS:



Anna L. Vogel, Procurement Manager

Date: 5/12/2026




	RAW WATER		DRAINAGE/OVERFLOW
	VANCOUVER HIGH		CHEMICAL LINE
	VANCOUVER LOW		POWER/TELEMETRY
	HEIGHTS HIGH		SANITARY
	HEIGHTS LOW		

**WATER STATION 1 (2103 RESERVE St.)
NORTHSIDE SITE MAP**

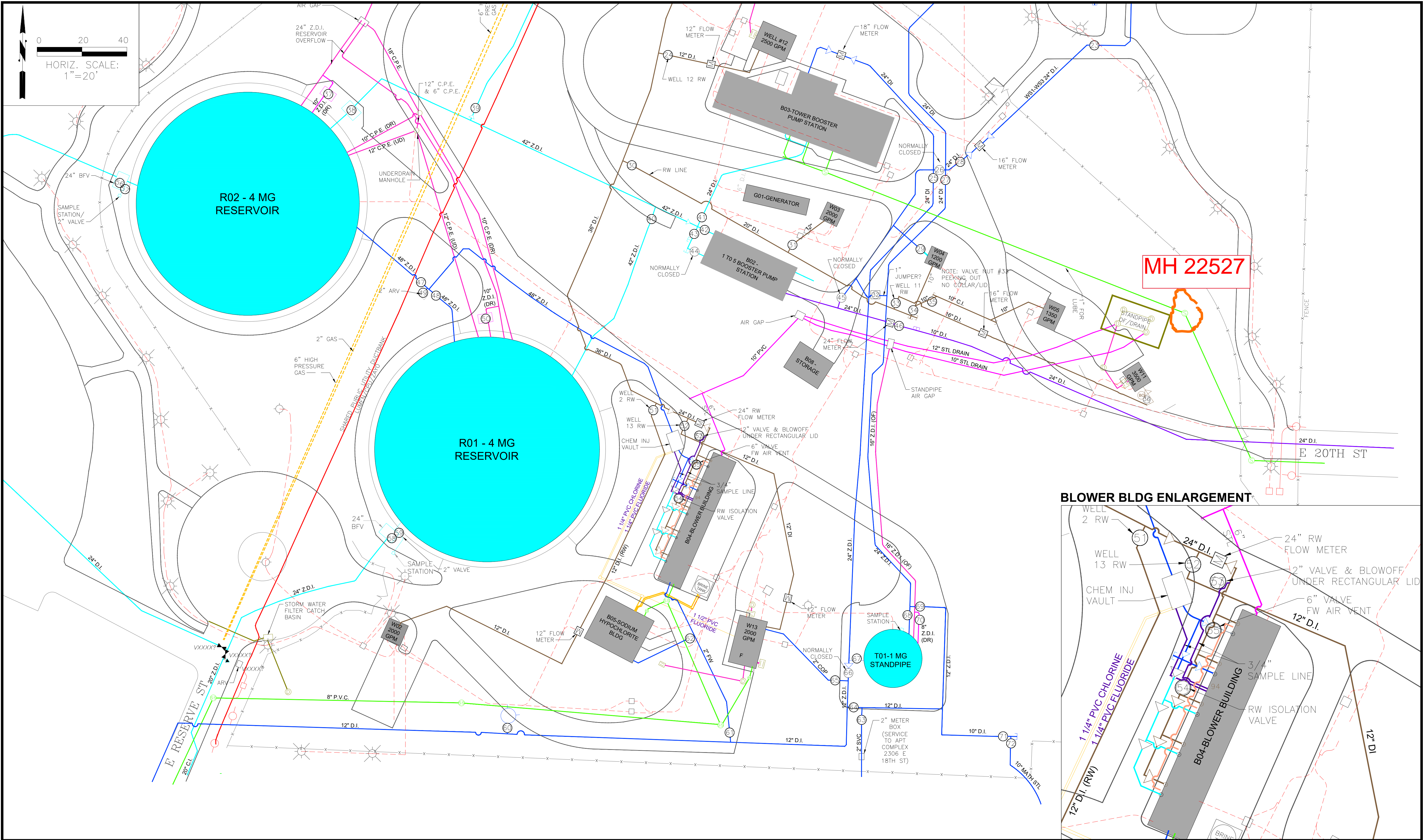
SITE FACILITY #2155

CITY OF VANCOUVER
WATER ENGINEERING:(360)487-7130

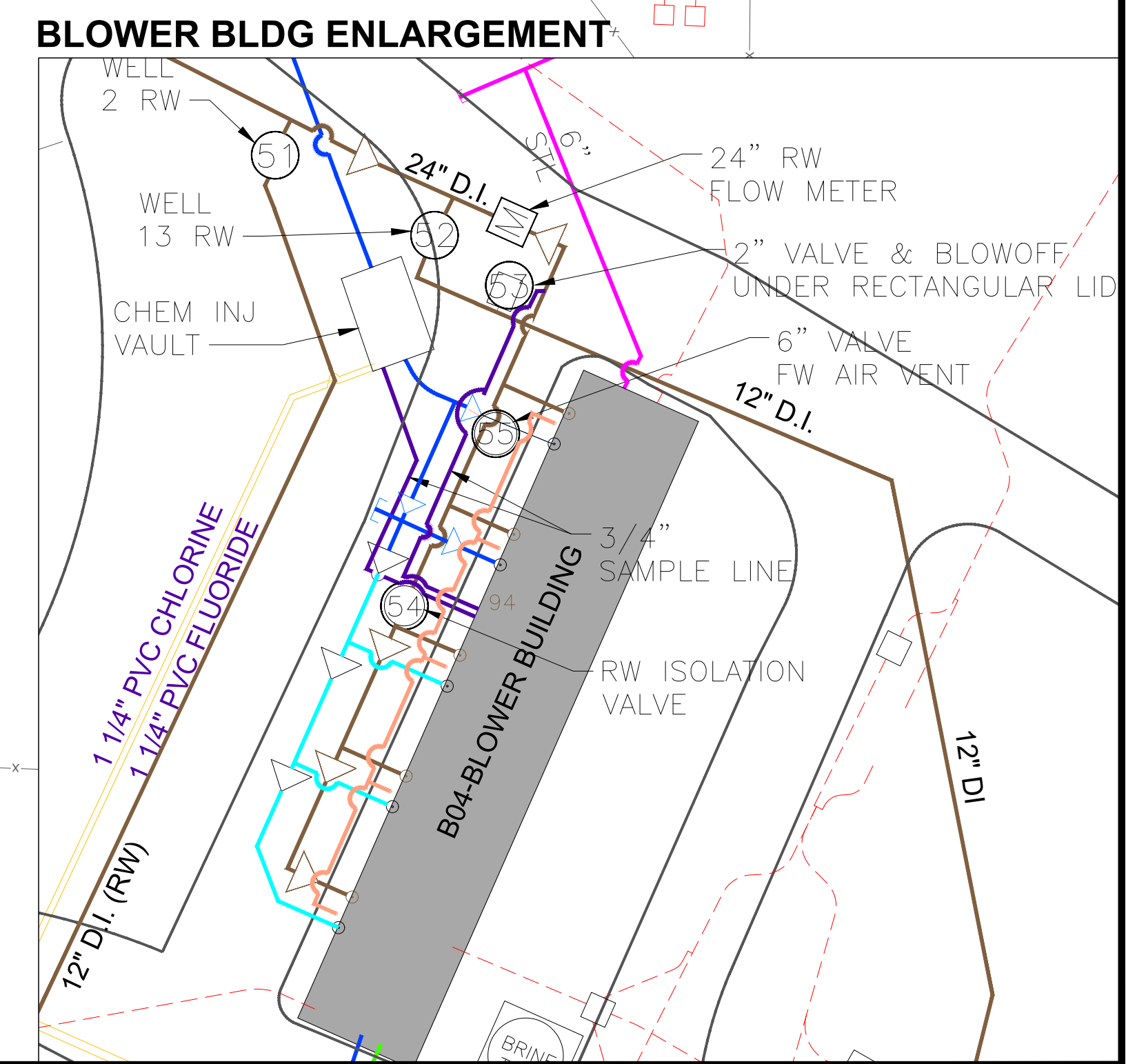


FILE NAME:		DATE: JUNE 13, 2022	
SCALE:		DESIGNED BY:	
HORIZONTAL:		DRAWN BY:	
VERTICAL:		CHECKED BY: M. HENRY	
DATE No.		REVISIONS	

APPROVED BY: M. HENRY		JOB NUMBER	
SHEET		OF	



MH 22527



	RAW WATER		DRAINAGE/OVERFLOW
	VANCOUVER HIGH		CHEMICAL LINE
	VANCOUVER LOW		POWER/TELEMETRY
	HEIGHTS HIGH		SANITARY
	HEIGHTS LOW		

**WATER STATION 1 (2103 RESERVE St.)
SOUTHSIDE SITE MAP**

SITE FACILITY #2155

CITY OF VANCOUVER
WATER ENGINEERING:(360)487-7130

FILE NAME:	DATE: JUNE 13, 2022	
SCALE:	DESIGNED BY:	
HORIZONTAL:	DRAWN BY:	
VERTICAL:	CHECKED BY: M. HENRY	
	APPROVED BY: M. HENRY	
DATE No.	REVISIONS	JOB NUMBER
		SHEET OF

