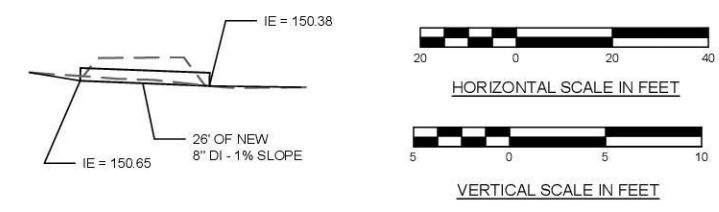
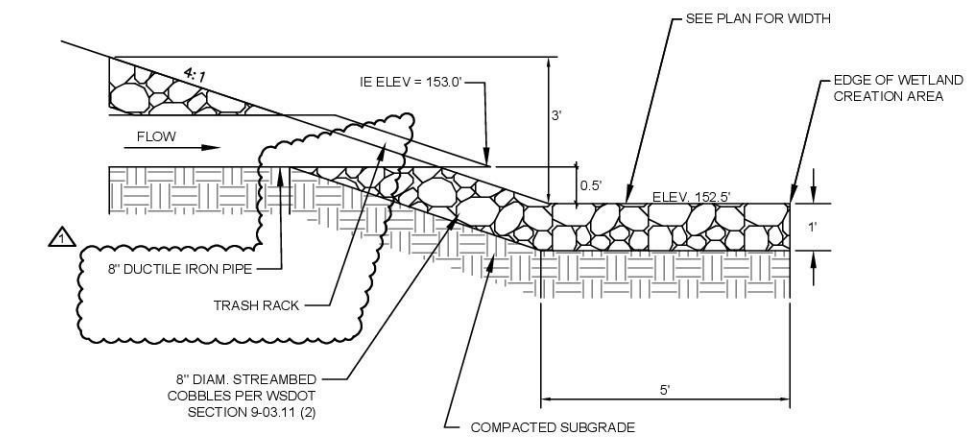



STRUCTURE 1a TO OUTFALL PROFILE



PIPE UNDER TRAIL PROFILE



ROCK PROTECTION DETAIL
NOT TO SCALE



GENERAL NOTES



- CALL UTILITIES UNDERGROUND LOCATION CENTER AT 1-800-424-5555 48 HOURS PRIOR TO CONSTRUCTION.
- THE CONTRACTOR SHALL POTHOLE ALL POTENTIAL CONFLICTS WITH UTILITIES TO VERIFY THE HORIZONTAL AND VERTICAL LOCATION OF THE EXISTING UTILITIES. WHERE THE VERTICAL DISTANCE BETWEEN UTILITIES IS LESS THAN 6 INCHES, THE CONTRACTOR SHALL PROVIDE AN O.D. X O.D. X 2.5 INCH ETHAFOAM PAD PER THE SPECIAL PROVISIONS 7-08.3(2).
- FOR JUNCTION BOXES, STREET LIGHTING AND ELECTRICAL CONDUIT INSTALLATION, SEE SHEETS CH01-CH02

DRAINAGE NOTES

- PROVIDE AND INSTALL 8" DUCTILE IRON STORM SEWER PIPE PER COB STD DWG. NO. D-25 & D-46. SEE STORM PROFILE ON THIS SHEET.
- PROVIDE AND INSTALL TRASH RACK ON END OF PIPE PER COB STD DWG NO D-53.
- PROVIDE AND INSTALL PROTECTION AROUND PIPE PER COB STD. DWG. NO. D-34, D-59 AND ROCK PROTECTION DETAIL ON THIS SHEET.

NO.	DATE	BY	APPR.	REVISIONS
1	5/13/26	KC	KP	REVISED ROCK PROTECTION DETAIL

KC/KP	DESIGNED BY	08/25	DATE
GK/KP	DRAWN BY	08/25	DATE
KP	CHECKED BY	11/25	DATE



EASTRAIL TO NE SPRING BLVD TRAIL LINK

UTILITY PLAN AND DETAILS