

**LAKEHAVEN WATER AND SEWER DISTRICT**

**2025 LAKOTA MISCELLANEOUS IMPROVEMENTS PHASE 2**

**Bid Number: 25-1684**

**ADDENDUM NO. 2**

**TO ALL PLANHOLDERS:**

The following items shall be incorporated into the Bidding/Contract Documents for the above described project and will supersede any provisions with which they may conflict. All other provisions not modified by this addendum shall remain in full force and effect.

**Issued: January 22, 2026**

**CHANGE TO DRAWINGS:**

**1. DRAWING M-04.**

Sheet M-04 shall be replaced in its entirety with the revised Sheet M-04 attached hereto. This drawing clarifies that Keynote 3 shown in the Detail B plan view labeled "GRIND DOWN EXTRA 3" WALL THICKNESS WHERE SEAL PLATE FOR SCUM SKIMMER PIPE IS LOCATED" should be Keynote 2.

**CHANGE TO BID OPENING DUE DATE/TIME (TIME ONLY):**

2. The bid opening for the 2025 LAKOTA MISCELLANEOUS IMPROVEMENTS PHASE 2 (25-1684) project shall be extended to 1:00 p.m., local time, Wednesday, January 28, 2026, at the Owner's Headquarters Building, 31627A 1st Avenue South, Federal Way, WA 98003.



---

Adam Storey, PE, PMP  
Senior Project Manager

**The Bidder shall acknowledge receipt of this Addendum by noting such in the Proposal in the space provided on Page P-2. Failure to do so may cause the bid to be rejected as not responsive.**

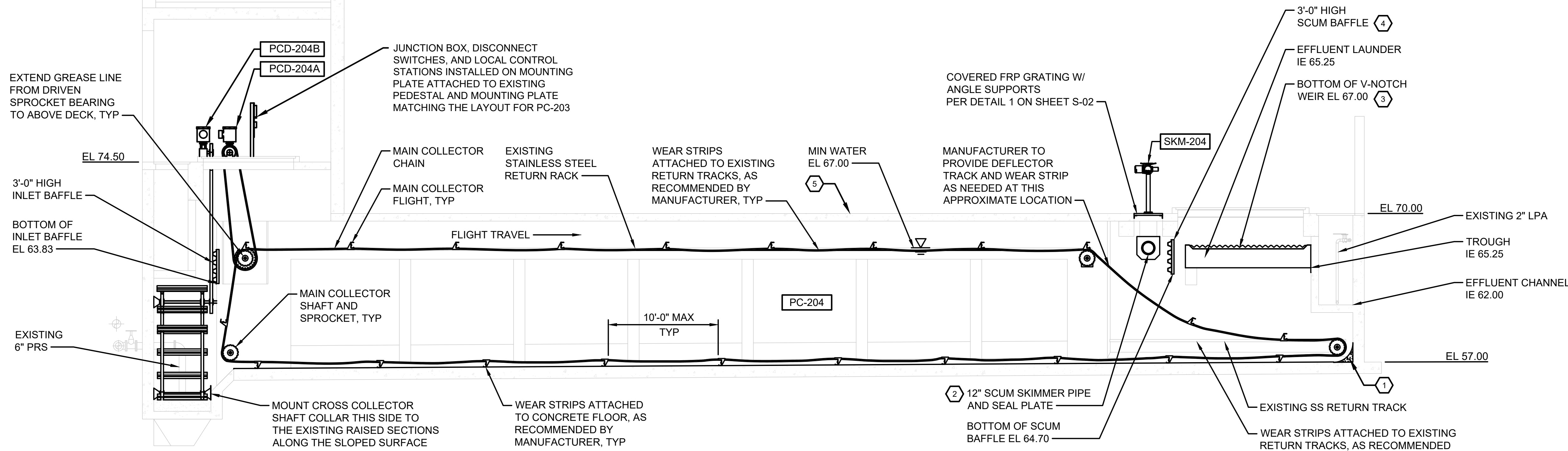
**END OF ADDENDUM NO. 2**

**GENERAL SHEET NOTES**

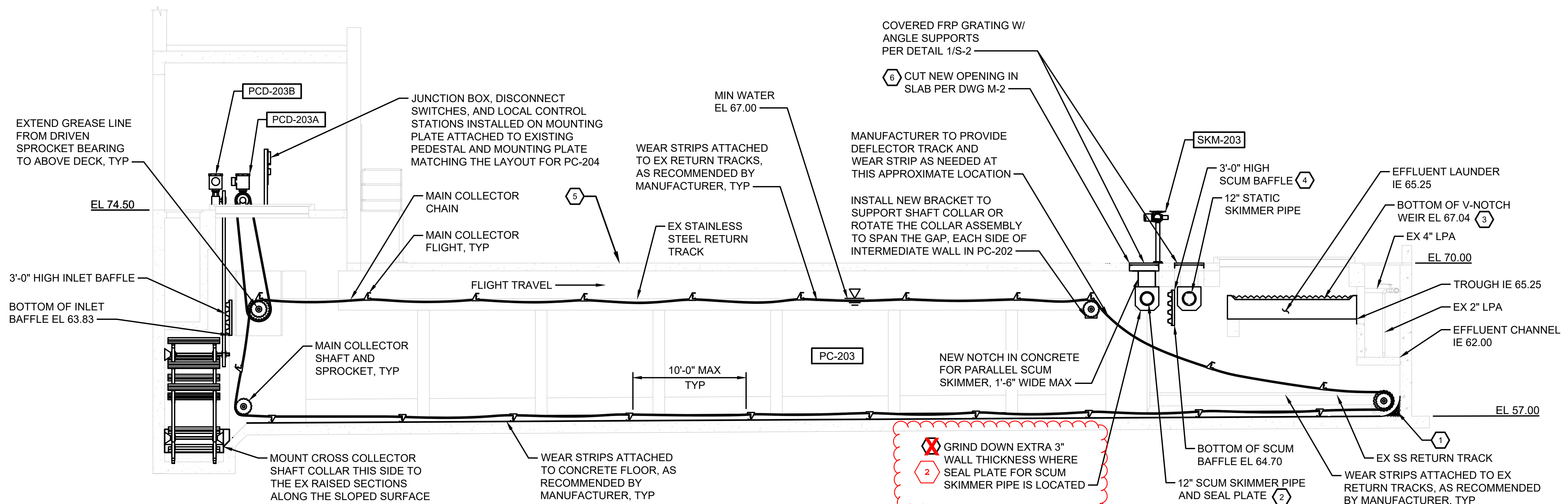
1. CONTRACTOR TO FIELD VERIFY ALL DIMENSIONS.

**SHEET KEYNOTES**

- REMOVE AND REPLACE THE EXISTING GROUT FILLET ONLY IN THE NORTH SIDE OF PC-203. PLACE GROUT FILLET PER MANUFACTURER INSTRUCTIONS. EMBED NEW WEAR STRIPS IN NEW OR EXISTING FILLET. CHIP OUT AND REPLACE GROUT AS NEEDED AT EXISTING FILLETS TO EMBED WEAR STRIPS. PRIOR TO PLACEMENT OF GROUT, ROUGHEN SURFACE TO 1/4" AMPLITUDE AND APPLY BONDING AGENT.
- WHERE THE EXISTING LINER MUST BE REMOVED TO INSTALL THE SEAL PLATES FOR THE SKIMMERS, CUT THE EXISTING LINER AS REQUIRED AND UTILIZE MOISTURE AND HYDROGEN SULFIDE RESISTANT EPOXY COATING (SECTION 09 96 35) TO REATTACH THE LINER AND SEAL BETWEEN THE CUT EDGES AND THE SEAL PLATE.
- SEAL AROUND THE PERIMETER OF THE WEIR PLATE AND AT THE BOLT HOLES/SLOTS USING A SEALANT DESIGNED FOR SUBMERGED SERVICE AND FOR BONDING FIBERGLASS (SECTION 07 92 00).
- FILL GAPS BETWEEN THE CORRUGATED SCUM BAFFLE PLATES AND THE WALL SUPPORTS AT EACH END OF EACH BAFFLE WITH EXPANDING FOAM TO PREVENT SCUM FROM PASSING.
- TANK WALLS MAY BE OUT OF TRUE AND MAY IMPEDE THE TRAVEL OF THE FLIGHTS. CONTRACTOR SHALL COORDINATE WITH OWNER TO CONFIRM IF GRINDING THE CONCRETE TO MITIGATE IMPEDANCE IS ACCEPTABLE OR IF AN ALTERNATIVE MITIGATION APPROACH IS REQUIRED.
- BURN BACK EXPOSED REBAR AND PATCH W/ NON-SHRINK GROUT PER SECTION 03 62 00.



**A PC-204 SECTION**  
3/16"=1'-0"  
M-02  
M-03




**B PC-203 SECTION**  
3/16"=1'-0"  
M-02  
M-03

11/18/2025 5:11 AM C:\IPW\WORKDIR\LAOCBS-AMERICAS\DD243520\M-04.DWG

NO.	DATE	BY	APRVD	REVISION
PLANS ISSUED FOR				
BID	DATE	APRVD	CONST	DATE
ACTION	DATE	APRVD	ACTION	DATE

Designed  
J. HOLLINGSWORTH  
Drawn  
L. GOUDEAU  
Checked  
A. PEREZ  
Design Review Level  
ISSUE FOR BID



**2025 LAKOTA MISCELLANEOUS IMPROVEMENTS - PHASE 2 (25-1684)**

PRIMARY CLARIFIERS - SECTIONS - 1

Drawing  
**M-04**  
Sheet No.  
**19** / **49**  
Of Total

CONTRACT NO: PROJECT NO: